



STANDARD FEATURES

● HEAVY DUTY CONSTRUCTION

Top is made of solid 18" gauge stainless steel, including drip tray(s) for easy cleaning.
Wear-resistant black vinyl exterior, galvanized interior with durable stainless steel floor, and coved corners.
Drain is located in rear of cabinets to keep unit pristine at all times.

● POLISHED STAINLESS STEEL TOWERS

Draft towers are three inches in diameter, stainless steel with polyurethane insulation. The continuous flow of cold air throughout tower results in a perfect pour.

● STAY OPEN DOORS WITH LOCKS AND LIGHT

90° Stay open door feature and interior fluorescent light underneath the mullion.

● MAGNETIC GASKETS

Built of one piece, the gasket is removable without tools for ease of cleaning and replacement.

● ENHANCED REFRIGERATION SYSTEM

Factory engineered oversized and balanced refrigeration system. CFC free R-134a refrigerators maintain temperature between 33°F to 38°F, keeping beers ice cold.

● SIDE MOUNT COMPRESSOR & FRONT BREATHING

System allows easy service and unrestricted placement of the unit.

● ANALOG THERMOSTAT

● INTERCHANGE DOORS

Field interchangeable doors from Solid to Glass or Glass to Solid based on operator's needs.

● OPEN CAVITY

Evaporator located on left side above compressor providing an open cavity and more working room.

● ADDC-58 & ADDC-68

Units come with a three-way gas valve while ADDC-94 units come with a four-way gas valve.

● ADDC-23

Single keg units are rear breathing with internal drain, internal CO2 chain harness and with knockout place for external CO2 placement. Standard with 5" casters.

OPTIONS & ACCESSORIES

Single / Double draft towers / 3" Casters /
6" Adjustable stainless steel legs / Dunnage floor /
220v-50Hz-1Phase

Direct Draw BEER COOLERS

□ ADDC-23

□ ADDC-58

□ ADDC-68

□ ADDC-94



ADDC-23



ADDC-58



ADDC-94

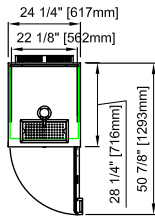
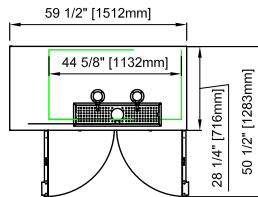
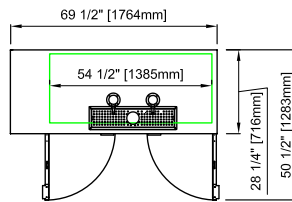
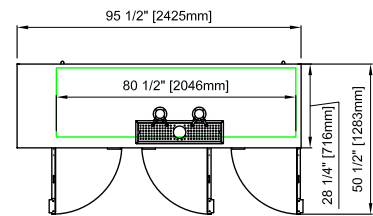
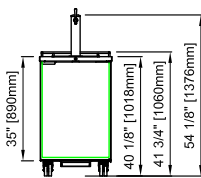
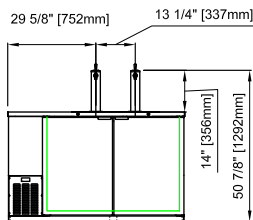
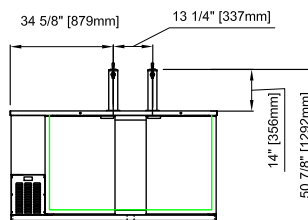
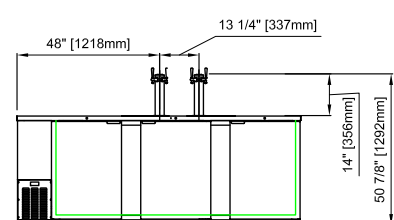
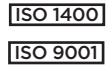
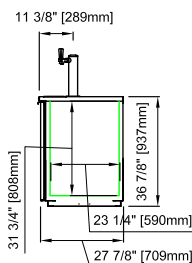
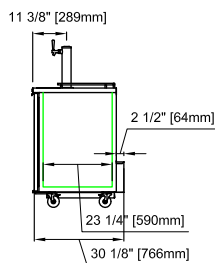


ISO 14001

ISO 9001

MODEL	DOORS	TOWERS	TAPS	BARRELS	AMPS	HP	VOLTAGE	NEMA PLUG	Cabinet Dimensions			Shipping	
									L	D*	H	Wt.	Cubes
SOLID DOOR													
ADDC-23	1	1	1	1	2.5	1/6	115/60/1	5-15P	23 3/4"	27 1/2"	40 1/8"	165	23
ADDC-58	2	2	2	3	6.6	1/3	115/60/1	5-15P	59 1/2"	28"	37"	343	51
ADDC-68	2	2	2	3	6.6	1/3	115/60/1	5-15P	69 1/2"	28"	37"	370	59
ADDC-94	3	2	4	5	7.2	1/3	115/60/1	5-15P	95 1/2"	28"	37"	429	81

* Depth does not include 1" bumper

ADDC-23 Top

ADDC-58 Top

ADDC-68 Top

ADDC-94 Top

ADDC-23 Front

ADDC-58 Front

ADDC-68 Front

ADDC-94 Front

ADDC-23 Common View


Specifications

■ CONSTRUCTION

- 18 gauge stainless steel top and stylish black vinyl finish front, sides and back. Interior built of galvanized steel walls with covered corner stainless steel floor. Interior fluorescent light.
- The entire cabinet has a 1-1/2" CFC-free, polyurethane insulation foamed-in-place.
- Field interchangeable doors with 90° stay open feature and locks standard. One piece magnetic gaskets for easy cleaning.
- ADDC-58 & ADDC-68 units come standard with a 3-way gas valve while ADDC-94 units come with a 4-way gas valve.
- ADDC-23 single keg units are rear breathing with internal drain, internal CO2 chain harness and with knockout place for external CO2 placement. Standard with 5" casters.
- Drain is located in the back, inside compressor housing.

■ REFRIGERATION SYSTEM

- Oversized and balanced refrigeration system.
- Self-contained capillary tube system using environmentally-friendly and CFC-free refrigerant R-134a holding temperature at 33°F to 38°F refrigerators.
- Front breathing/side mount compressor for ease of service and placement in narrow spaces. Condensing unit is behind the front grill, slides out for easy cleaning and maintenance.
- Forced air cooling system for faster cooling and constant temperature in the cabinet.
- Large fan motor and fan blades for better air circulation.
- Self contained system, no plumbing necessary.
- Analog thermostat.

■ ELECTRICAL

- The whole unit is completely pre-wired at factory with cord and plug set included and ready for final connection to a 115/60/1 phase.
- 220V/50Hz/1ph available from factory.

■ WARRANTY

Continental USA & Canada:

- **One year** labor and parts warranty.
- **Five year** compressor warranty.
- **International:** one year parts only.